

# Obligations

## For

### Working on or Near the Tramway

	Cover Sheet	1
	Contents	2
1	Introduction	3
2	Purpose	4
3	Scope	4
4	Definitions and Abbreviations	4
5	Responsibilities	6
6	Procedure	7
7	When Authorisation is required for Planned Work	8
 <b>Appendices</b>		
A	Guidance to Completing AtW Form	14
B	Contact Details	15
C	Examples	16

## 1. Introduction

This document:

- Provides the necessary information about the procedures that need to be followed in order to obtain authorisation to undertake works on or near the Edinburgh Tram System and to provide advice on protection of the tram infrastructure.
- Defines the process to be followed by external and internal parties to ensure the safety of their employees and that the structural integrity of the tram infrastructure is protected and maintained.
- Applies to all sections of track. The applicant should note that an application may require to be deferred to avoid interference and or disruption to the Edinburgh Tram operation.
- Should be read in conjunction with other guidance available on the City of Edinburgh Council (CEC) website relating to applications for consent to excavate the road, construct footway dropped crossings, road occupation, scaffolding, tower cranes, hoists, mobile cranes, cherry pickers and hi-abs.

In order to ensure that work on or near the tramway is carried out safely, it is necessary to obtain authorisation from Edinburgh Trams and agree a safe system of work before the work starts. Application for Authority to Work (AtW) must be accompanied with a documented safe system of work including Method Statement, Risk Assessment and where applicable Traffic/Pedestrian Management Plan.

The safe system of work must recognise and take cognisance that the contractors have considered the impacts of working on or near the tram lines and live power cables. **Failure to do so may mean the work will be suspended.**

Unauthorised work can be dangerous and is contrary to the Edinburgh Tram Byelaws, New Roads and Street Works Act (Scotland) 1991 Section 152, and the Health and Safety at Work Act and may be subject to a penalty fine under Byelaw 10 of the Edinburgh Tram Bylaws.

**It is the relevant parties' responsibility, to ensure that they have in place, adequate and appropriate safe systems and processes to identify and manage any associated risks, plan and control their works on or near the tramway, in line with this document and current Health and Safety legislation.**

**Any employee, contractor, subcontractor or persons under their control must be aware of the risks and hazards identified within or adjacent to the worksite and must comply with the agreed safe system of work and the obligations identified within this document.**

## 2. Purpose

The purpose of this document is to ensure that for any work carried out adjacent to the tramline taking full cognisance of:-

- the risk of injury to the public, contractors, Edinburgh Trams' staff and others caused by moving trams, live overhead line equipment, structural weakening and the work itself is adequately controlled while work is being carried out on or near the tramline
- the risk of damage to trams, the Edinburgh Tram Network and third party property caused by the method of working and the equipment associated with the work and the worksite is adequately controlled
- the structural integrity of the Edinburgh Tram Network is not compromised
- the disruption to the tram service caused by works on or near the tramline is minimised
- there are no undue delays or restrictions to work being carried out on or near the tramline caused by Edinburgh Trams' processes, particularly if the works are associated with an emergency, and
- adequate advice and assistance is readily available from Edinburgh Trams to those wanting to work on or near the tramline

## 3. Scope

The scope of this document covers all work (including emergency works) that might have an effect on the operation or infrastructure of the Edinburgh Tram Network; such work includes work carried out by, or on behalf of third parties and their contractors, CEC, utility companies, Edinburgh Trams and occupiers of properties adjacent to the tramline. It details how work must be planned, co-ordinated and authorised.

## 4. Definitions and Abbreviations

### 4.1 Definitions

Term	Definitions
Work	Activity involving mental or physical effort done in order to achieve a result OR as a means of earning income through employment
Operator	Edinburgh Trams (ET), who are responsible for the management of the Edinburgh Tram Network
CEC	City of Edinburgh Council
Duty Holder	'Duty holder' means the person responsible for carrying out a particular duty under the The Railways and Other Guided Transport Systems (Safety) Regulations (ROGS)

Term	Definitions
Edinburgh Tram Network	All elements of the tram infrastructure including trams, track, structures, tram stops, the depot and ticketing systems.
Hazard Zone	The area within which there is the potential for coming into contact with the tramway infrastructure.
Overhead Line Equipment (OLE)	The arrangement of electrical conductors, supporting poles and cables supplying electrical power to the trams.
The Applicant	The person responsible for planning the work and who is in a position to ensure that the safe system of work agreed with Edinburgh Trams is adhered to by those carrying out the work.
Control Room	The place in Gogar Depot from where the operation of the Edinburgh Tram Network is managed.
Scottish Roadworks Register (SRWR)	The register of works by statutory undertakings that is maintained by the Scottish Roadworks Commissioner.
Authority to Work (AtW)	The electronic permit issued by Edinburgh Trams to give a person permission to carry out work on or near the tramway.
Permit+	AtW application web platform.
CEC Permit	A consent issued by CEC giving permission for scaffold erection, skip placement, road occupation, road excavation etc.
Routine Works	Works which are non-intrusive and have minimum impact on the network
Intrusive Works	Works which will have a significant effect on the operation of the tramway by delays or cessation of service or an effect on the structural integrity of the infrastructure
Emergency Works	Works that need to be carried out to control an immediate risk of death, injury or significant property damage (e.g. a major gas leak, a dangerous building, a significant loss of supply etc.)
Hot Work Permit	Hot Work Permits are required when any hot work, that is any activity or process that generates a flame, heat or an incendive spark and introduces (or presents) a foreseeable risk of fire or explosion through a source of ignition by means of tools or equipment either: <ul style="list-style-type: none"> <li>• Intentionally arising from working methods (with or without the use of a naked flame) such as welding, flame-cutting, soldering, brazing; or</li> <li>• The unintentional generation of heat or sparks, by the use of power/hand tools e.g. grinding and the use of disc-cutters.</li> </ul>

Term	Definitions
	The intention of the Hot Work Permit is to check that certain actions and precautions are in place to reduce the risk of a fire occurring as a result of a hot process.
HSE	The Health and Safety Executive (HSE) is the body responsible for the encouragement, regulation and enforcement of workplace health, safety and welfare in Great Britain
ROGS	The Railways and Other Guided Transport Systems (Safety) Regulations (ROGS) provide the regulatory regime for rail safety, including the mainline railway, metros (including London Underground), Tramways, Light Rail and Heritage Railways.
Building Agreement	Fixings A legal agreement between CEC and building owners, giving consent for OLE apparatus to be permanently attached to buildings adjacent to the tram line.

## 5. Responsibilities

### 5.1 Edinburgh Tram (ET)

ET is the Duty Holder for the Edinburgh Tram Network, as defined in ROGS, Edinburgh Trams is responsible for ensuring that risks to the tram infrastructure, Edinburgh Tram Network's operation or injury to persons thereon as a result of works taking place on or in the vicinity of the tramway, are adequately mitigated.

### 5.2 The Applicant

The applicant must, when planning any works on or near the Edinburgh Tram Network provide the following;

- Give adequate details of the intended works and allow sufficient time for Edinburgh Trams to coordinate the work and ensure all potential safety and operational issues have been considered. A minimum of 21 working days' notice prior to work commencement is normally required.
- Requests for an AtW for planned works should be made via the online *Permit+* portal, at least 21 calendar days before work is planned to start so adequate time is available to coordinate the work and ensure all potential safety and operational issues have been considered.
- Obtain all necessary CEC permits and other third party permissions.
- Supply supporting information for all AtW requests.
- Cooperate with Edinburgh Trams to plan and coordinate AtW requests.
- Call Edinburgh Trams control room (0131 622 8910) prior to starting works on site, to sign on to the AtW. This is a recorded line for auditing purposes.

## 6. Procedure

### 6.1 Principles

The Edinburgh Trams' AtW, and the requirements of the processes associated with it, is additional to any requirements (e.g. Health and Safety, NRSWA, CEC Permits, SRWR) that someone wanting to carry out work would have to meet if there was no tramline in the vicinity.

The AtW is the document that indicates that the person carrying out the work has the permission of Edinburgh Trams to carry out specified works at a particular location and time. The Request, Safety Assessment and Access Authorisation elements of the form provide a record of discussions which will have taken place between Edinburgh Trams Engineering team, the applicant and any other relevant parties, prior to the forms being completed.

Where Edinburgh Trams need to authorise works on or near the tramway, [See Figure 1] the scrutiny of the request and the restrictions placed on the works will be commensurate with the risk to, or caused by, the Edinburgh Tram Network as a result of the works taking place. The approach will not be unnecessarily bureaucratic but will be sufficient to ensure that adequate mitigation of the risks is in place. Minor routine works (e.g. emptying of litter bins) may be authorised to be carried out as and when required for up to a year, while intrusive (e.g. adjacent lane occupations), or non-repetitive works (e.g. scaffold erection) will need to be authorised on a case by case basis.

For all work that requires an authorisation, the AtW must be issued prior to any work starting. For non-repetitive works, and works involving isolation of the overhead line, the AtW must be given up when the work is completed.

A hot works permit will also be required to be completed when said works are within 10m of the depot building, substation, tram or any tramstop. Hot works within 10m of a tram is only permitted if the tram cannot be moved or the works are on board the tram itself.

The hot works form will be completed by the applicant and countersigned by Edinburgh Trams staff depending on the time and location.

## 7. When Authorisation is required for Planned Work

### 7.1 ETN Hazard Zone

The Hazard Zone defines the area within which there is the potential for coming into contact with the tramway infrastructure and is defined in the drawing below.

Authorisation is required for all work carried out within the Red Hazard Zone and other situations as described in points (a) to (i) below. Authorisation may be required for work carried out in the Amber Hazard Zone. If authorisation is required then the relevant party must obtain an Authorisation to Work from Edinburgh Trams.

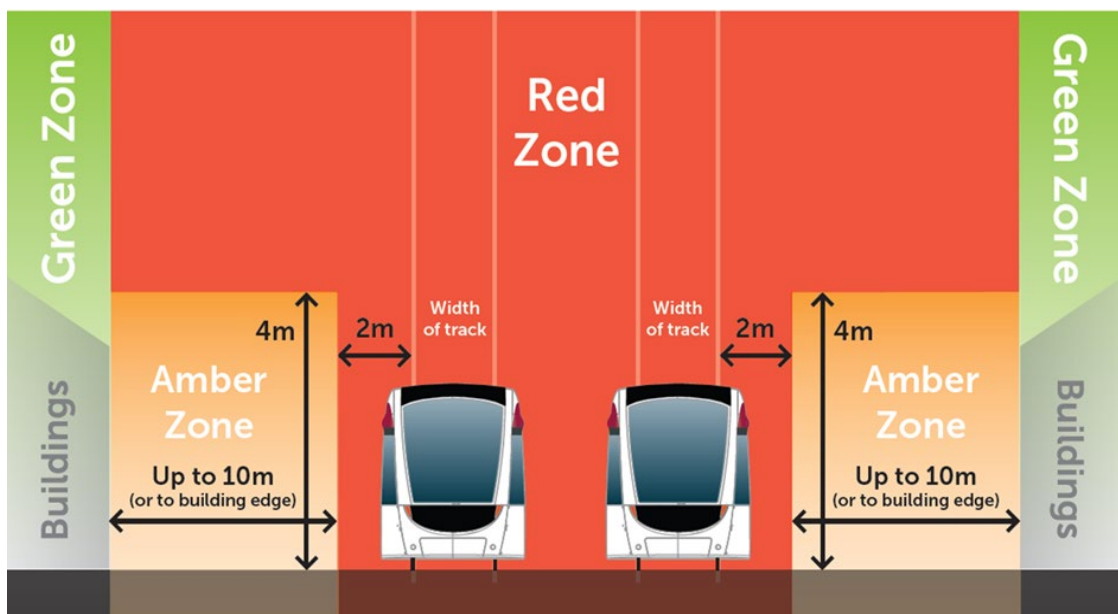


Figure 1 – ETN Hazard Zone

#### Red Zone:

Work within this zone **will require prior authorisation** and will interface with the tram network. Work may require isolation of the network.

#### Amber Zone:

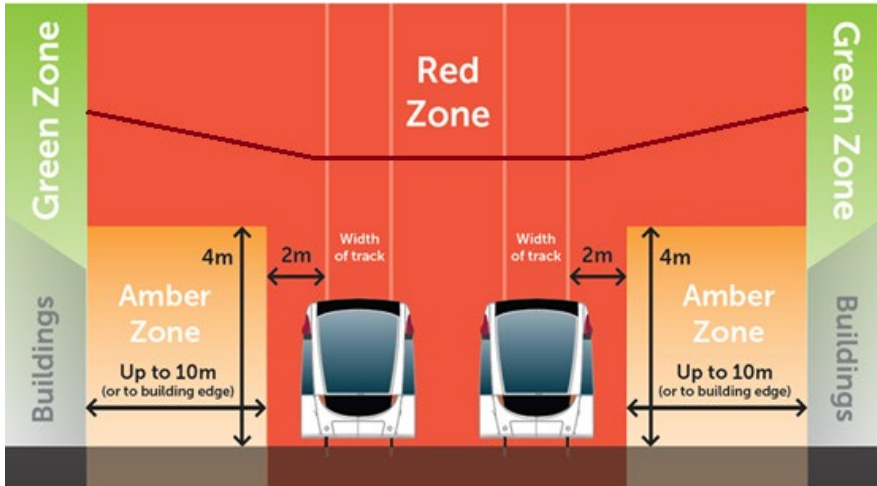
Work within this zone **may require prior authorisation** and may interface with the ET network or pose a risk of injury or fatality to persons.

**Green Zone:** Work within this zone will **not normally require prior authorisation**.

- The Overhead Line Equipment (OLE) supplies power to trams at **750v D.C.**  
It must be assumed that any overhead line equipment is live at all times.  
Cables attached to these structures must be considered to be live as well

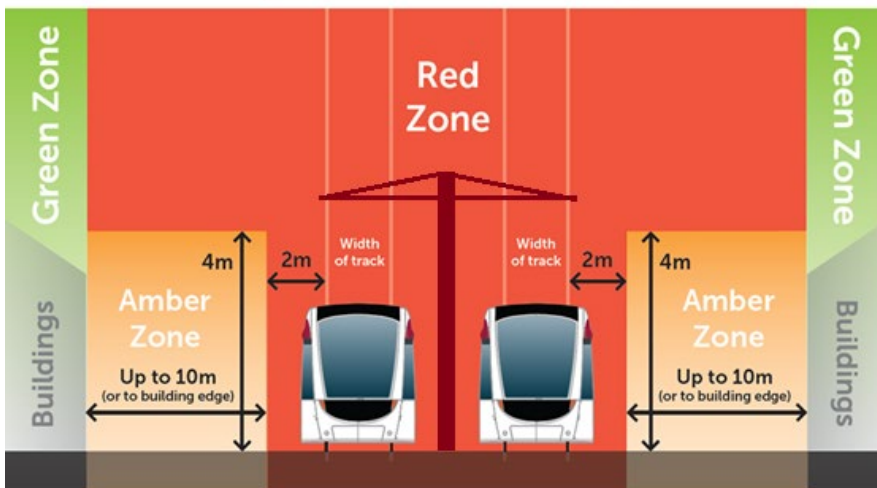


NOTE: Metallic structures (temporary or permanent) including HERAS or similar fencing, scaffolding, welfare cabins may require an earth connection to prevent risk of induced voltages or in case of OLE failure.



**Overhead Line Supported by Span Wire Attached to Adjacent Building Fixings**

NOTE: The height of the OLE is not constant and can vary throughout the Route of the tram



**Overhead Line Supported by Central Pole**





Authorisation is needed for any of these activities:

- a) Any work where any part of the site, any tools or materials, any machine, suspended load, or any person, could come within the ETN Hazard Zone.

**NOTE: This could include deliveries to and from a site, although the site itself is out with the Hazard Zone.**

- b) Any work involving use of a ladder or window cleaning poles, where any part of the equipment could come within the space 2m measured horizontally to a point vertically above the nearest tramway rail.
- c) Any work which will force traffic or pedestrians to be diverted onto a tram line (because of road or footway occupation).
- d) Piling or excavation over 2m deep with a risk of rendering the roadway or the tramway unstable.
- e) Any excavation within 3m of any tramway structure including poles and spanning wires supporting overhead wires.
- f) Erecting and dismantling scaffolding or use of a crane, within 5m of the nearest tram rail or overhead wires including spanning wires.
- g) Any work where any structure or equipment will be placed above the overhead line.
- h) Even if the site itself is outside the 2m distance from the nearest tram rail, authorisation will still be required if vehicles fitted with cranes, tipping bodies or skip loaders could come within this distance when this equipment is in use.
- i) Authorisation is also required if abnormal vehicle loading or static loading is placed on the track.

- j) Work that have an effect on traffic flow through a signalised junction used by the trams.
- k) Work at or near Edinburgh Airport.

## 7.2 Building Fixings

The overhead wires within the city centre are attached directly to buildings rather than to separate poles. These fixings and the supporting wires MUST not be disturbed without prior agreement.

Individual fixings are covered by Building Fixings Agreements between The CEC and the individual building owners and should be referred to if planned works will interfere with the fixings.

## 7.3 Authority to Work Request

To apply for authorisation for any works in proximity of the Hazard Zone, an AtW request must be submitted via the online portal, 21 days prior to the works in the first instance saying when and where the work will be carried out, and describing the work to be done.

<https://edinburghtrams.permitplus.app/login>

Further information in regard to working in proximity to power lines and cables can be obtained from the HSE, Guidance Note GS6 'Avoiding Danger from Overhead Power Lines'.

An AtW request must be submitted by the applicant to Edinburgh Trams via <https://edinburghtrams.permitplus.app/login>

This will set out the planned work activities and this must detail the measures to be taken to avoid damage to the infrastructure, secure safety of staff operatives and other persons by minimising interference with tram operations and include supporting documentation such as method statements, risk assessments and traffic management plans.

Edinburgh Trams may wish to contact the Applicant to discuss the submission or to arrange a site meeting, a £75 charge applies to site meetings requested by the applicant. This will automatically be the case if the works appear to Edinburgh Trams to require an isolation of the overhead line equipment. This meeting will be arranged by the relevant Edinburgh Trams AtW Manager and will be attended by a competent person appointed by the applicant. The purpose of a site meeting will be to discuss and agree the safe system of work prior to authorisation being given.

If as a result of this meeting, the Applicant has to meet any specific requirements, they must ensure that they have understood the precautions they agree to take.

The application should be submitted in advance of any work being scheduled unless it is defined as emergency works under the New Roads and Street Works Act (Scotland) 1991

(NRSWA) in which case contact should be made as soon as possible with the Roads Authority and also Edinburgh Trams Control Room - **0131 622 8910**.

For non-emergency scheduled works under the New Roads and Street Works Act (Scotland) 1991, the relevant Statutory Utility Company should follow the process to obtain authorisation to work on or near the tramway as set out in this guidance.

When a safe working method has been agreed, Edinburgh Trams will issue an AtW.

The applicant may also require additional permits as prescribed in the Roads (Scotland) Act 1984 for road occupation. Should the Roads Authority permit be refused for the dates applied then the Applicant will be required to contact the Edinburgh Trams to review and re-schedule the dates when they will carry out the works.

The Roads Authority permit will be conditional on receipt of an AtW issued by Edinburgh Trams. The applicant should; therefore, be familiar with other timescales associated with Roads Authority permits for occupation of road or footway.

Applicants should note that all works on or near the tram lines is dependent on ensuring there is minimal impact on the tram operation. Any intrusive works that may impact on the tram operation by a third party may be refused or deferred.

To request an AtW, the applicant is required to complete the online AtW process in line with the guidance given in Appendix A. Once complete, the request should be submitted to Edinburgh Trams via the web AtW portal with any relevant supporting documentation (such as method statements, risk assessments, site plans, traffic management plans) should be submitted on the portal at the same time.

**NOTE: Applications via the previous application form or by email will not be processed.**

On receipt, Edinburgh Trams' AtW Manager or Engineering Representative will review the request and decide how the request should be dealt with. Examples of types of work and how they might be dealt with are given in Appendix C.

Requests for an AtW for planned works should be made at least 21 calendar days before work is planned to start so adequate time is available to coordinate the work and ensure all potential safety and operational issues have been considered.

On agreement of an AtW, the permit will be issued electronically. If an Isolation is required, the applicant will be required to confirm with Edinburgh Trams control room that the overhead line has been isolated prior to starting works on site.

## 7.4 Works requiring Isolation and Earthing of the Overhead Line

Where work requires isolation and earthing of the overhead line, the isolation and earthing will be carried out in accordance with the requirements of Edinburgh Trams isolation procedure.

## 7.5 Emergency Works

By their nature, Emergency Works need to be executed in a manner which does not usually allow for the strict scrutiny normally expected prior to works starting. The work must still be carried out with minimum risk to those carrying out the work, the general public, vehicles and infrastructure.

For Emergency Works on or near the Tramway, the Applicant will contact ET Control Room; as soon as possible, and complete an online application (which attracts an additional costs due to the additional resources). An AtW must be completed and authorised prior to works starting on site.

## 7.6 Damage to ET Infrastructure

Anyone working on or near the tramway that causes unintentional contact with any tramway infrastructure must advise Edinburgh Trams **immediately**.

## 7.7 Trackside high risk areas

Appendix D identifies the higher risk areas when working trackside, and these should be considered when developing site specific risk assessments and method statements.

## 7.8 Hot Works

Hot Work Permits are required when any hot work, that is any activity or process that generates a flame, heat or an incandive spark and introduces (or presents) a foreseeable risk of fire or explosion through a source of ignition by means of tools or equipment either:


- Intentionally arising from working methods (with or without the use of a naked flame) such as welding, flame-cutting, soldering, brazing; or
- The unintentional generation of heat or sparks, by the use of power/hand tools e.g. grinding and the use of disc-cutters.

The intention of the Hot Work Permit is to check that certain actions and precautions are in place to reduce the risk of a fire occurring as a result of a hot process.

Any hot works should be identified on the application form and detailed in the attached method statement and risk assessment.



## Appendix A Guidance on completing AtW web platform (*Permit+*) application



Email

Email address

Password

.....

[Forgot password?](#)

[Sign in >](#)

[Don't have an account? Create one here.](#)

### Appendix A Part 1 – Website Registration / Login

All applicants must create an account on the website and update their contact information. This will include an email address verification. To create new or view existing applications, applicants will need to sign into the website.

The email address will be used to notify the applicant of changes to the status of the application - i.e. submitted for review, successful review by Edinburgh Trams.

**Note:**

If the AtW includes an isolation of the overhead line, or a hot works permit, then the PIC will be required to visit the tram depot to sign on to the isolation certificate.


### Applications

Filter by Status
Filter by Type

REF	WORK & LOCATION	APPLICATION DATE	LAST UPDATED	STATUS
EDI00000089	Roadworks and excavations (including foot... Jubilee Road, Edinburgh, EH12 9FS	27th Oct 2021	a day ago	DRAFT
EDI00000084	Street lighting repairs and installations No Location Given	5th Oct 2021	23 days ago	DRAFT
EDI00000056	Roadworks and excavations (including foot... 124 Princes Street, Edinburgh, EH2 4AD	6th Sep 2021	2 months ago	DRAFT
EDI00000055	No Type Given No Location Given	6th Sep 2021	2 months ago	DRAFT
EDI00000050	Roadworks and excavations (including foot... 8 Shandwick Place, Edinburgh, EH2 4RN	25th Aug 2021	2 months ago	DRAFT
EDI00000051	No Type Given No Location Given	25th Aug 2021	2 months ago	DRAFT
EDI00000045	Use of Hiabs, cranes and MEWPS etc. 117 Princes Street, Edinburgh, EH2 3AA	25th Aug 2021	2 months ago	REJECTED
EDI00000046	Scaffolding erection No Location Given	25th Aug 2021	2 months ago	DRAFT

### Appendix A Part 2 – List of Previous Applicants and New Applicants

The homepage will show all applications made to date, along with the option to create a new application.



**Zones of Operations**

The Hazard Zone defines the area within which there is the potential for coming into contact with the tramway infrastructure.

Authorisation is required for all work carried out within the Red Hazard Zone. Authorisation may be required for work carried out in the Amber or Green Hazard Zones.

[View larger image](#)

Administration fr  
upon submission  
and are non-refu

If the application  
isolation the full  
charged upon cc  
works. Should it  
isolation is requi  
application is rev  
charges will be a

**£125.00**    **No Isolation**

This permit is required for works within the green zone. This is the most common type of application for works around the tramway that have minimum impact.

**Emergency Application - [What's this?](#)**

[Start >](#)

**£625.00**    **With Isolation**

This permit is required for works within the amber zone where there is a risk you could come into contact with the tram infrastructure or overhead power line. This type of permit will be required for all works within the red zone.

There must be a separate AtW permit for each isolation and each working shift. These works can only take place between 00:30am and 04:30 am. If your work needs to span multiple days, you will need multiple permits with isolations.

**Emergency Application - [What's this?](#)**

[Start >](#)

**£240.00**    **Annual**

This permit is required for works in the green zone where there is non-intrusive work with unlikely or minimal interaction with the tram infrastructure. This permit is preferable for multiple visits and repetitive tasks i.e., monthly window cleaning.

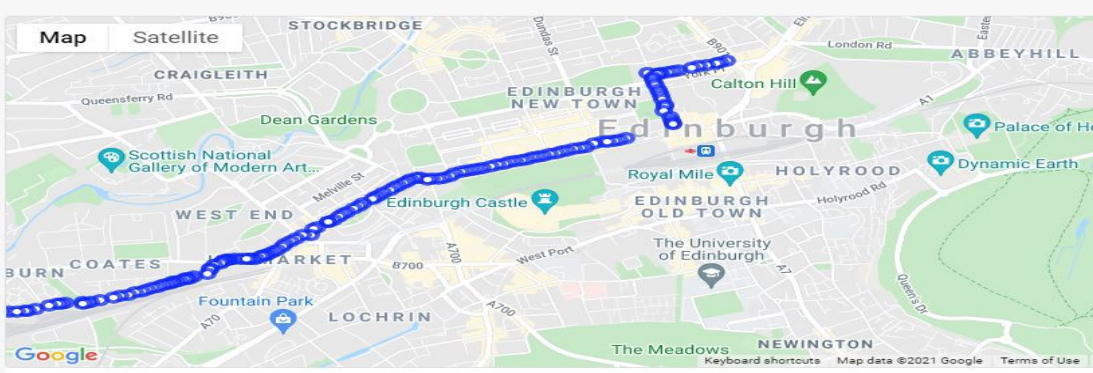
[Start >](#)

### Appendix A Part 3 –New Applications

The new application page explains each type of permit available and also explains the costs involved.

**Where?**  
Where is the proposed work to take place?

**i** Search by Postcode or Overhead Line Pole No. and place marker onto map where works are due to take place. Placing a marker on the map will populate the 'Location of Works' form. This can be adjusted if required or completed manually. Double clicking a marker will populate the 'Location of Works' form and pole reference number.



Postcode or Overhead Line Pole No. (if known)

  [Show overhead line pole](#)

[Save as Draft & Exit Application](#)

## Appendix A Part 4 –Where will the works take place

The applicant is then required to choose a location using either pole reference or postal address.


**Note:**

The applicant cannot proceed unless location of works is confirmed.



## What?

What is the type of work that needs to be done?

 Please detail the type of work you want to undertake on or near the tramway

### Type of works

- Roadworks and excavations (including footpaths)
- Maintainer works on behalf of Edinburgh Trams
- Utility works (being undertaken under NRSWA)
- Works to building exteriors (including washing windows, stonework and installation)
- Scaffolding erection
- Deliveries/Collections
- Street lighting repairs and installations
- Festivals, marches, etc
- Use of Hiabs, cranes and MEWPS etc.
- Other (Please specify)

### Further information

 Save as Draft & Exit Application

< Back

Save & Cont

## Appendix A Part 5 –Description of works


Applicants must select the type of work to be carried out using the list, if the type of work is not listed it can be manually entered.

### **Note:**

The applicant cannot proceed unless type of work is confirmed.


## When?

When is the preferred date and time of works?

 Please detail when you would like to undertake the work, noting that overhead power line isolations are only permitted between 00:30 and 04:30



**Preferred date & time of works**




**Date of works\***

Select preferred date of works 

All applications must be made at least 21 days in advance of the work start date.

**Start time\*** **End time\***

Select preferred start time  Select preferred end time 

 Save as Draft & Exit Application  Back  Save & Continue

### Appendix A Part 6 –When will the works take place

Applicants must request the time and date they would like the works to start and finish.

**Note:**

The applicant cannot proceed unless the start date and start time of works are confirmed.

## Who?

Who is the named Person in Charge of the proposed works?



Nominated person who is in charge of obtaining the authority to work permit and be onsite during the planned works. A over 18 years of age with demonstrable awareness of their company's safe systems of work, sufficient technical knowledge, experience and authority to avoid danger in the works they are required to undertake.

- I am the Person in Charge
- Someone else is the Person in Charge

Please provide details of the person in charge if this is not you.

First name\*

Iain

Last name\*

Macleod

Position\*

Engineering support manager

Phone number\*

07904176707

 Save as Draft & Exit Application

< Back

Save & Continue

### Appendix A Part 7 –Who is the person in charge

The applicant must confirm if they are the Person in Charge, if not they must provide details of the Person in Charge, the Person in Charge must be over 18 years of age with demonstrable awareness of their company's safe systems of work, sufficient technical knowledge, experience and authority to avoid danger in the works they are required to undertake.

#### Note:

The applicant cannot proceed unless the Person in Charge of the works is confirmed.

### Identification of Risks

Help us identify the potential risks.

Please select "yes" or "no" to the questions below to identify the risks and the potential mitigation required

Identification of Risks - Answer all questions 'Yes' or 'No'

Is there a risk that anything could hit or fall onto, or within 2 metres of any tram system infrastructure? \*  Yes  No

Will any work or equipment be within, or be able to encroach on to, the Edinburgh Trams Hazard Zone \*  Yes  No

Will there be any excavation near to Edinburgh Trams infrastructure e.g embankments, overhead line poles, with a risk of rail or ballast movement or subsidence as a consequence? \*  Yes  No

Will traffic or pedestrians be forced onto the tramline (because of road or footway occupation)? \*  Yes  No

Will there be an effect on traffic flow through a signalised junction used by the trams? \*  Yes  No

Will there be an effect on the movement of trams or other tramline vehicles? \*  Yes  No

[Save as Draft & Exit Application](#)

Will there be an effect on traffic flow through a signalised junction used by the trams? \*  Yes  No

Will there be an effect on the movement of trams or other tramline vehicles? \*  Yes  No

Is the work within the depot or any other fenced off part of the tram system (e.g. substations)? \*  Yes  No

Is the work instructed by Edinburgh Trams? \*  Yes  No

Is the work at or near Edinburgh Airport? \*  Yes  No

Is the work registered on the Scottish Road Works Register? \*  Yes  No

Have you got any doubts about your answers to the above questions or other queries? \*  Yes  No

**Questions or Queries**

If you have any doubts or queries about your answers to the application questions, please contact Edinburgh Trams on [requests@edinburghtrams.com](mailto:requests@edinburghtrams.com) as soon as possible.

## Appendix A Part 8 –Identification of risks


The applicant will help identify the risks by selecting yes or no from the list, if yes is selected for question eleven the applicant is prompted to contact Edinburgh trams Engineering.

**Note:**

The applicant cannot proceed unless all the questions are answered.

## Supporting Documents

Supply us with documents to support your application.

 Please provide us with a copy of your supporting documents that provides evidence that you have carefully considered the risks in as with working on or around the Tram Infrastructure. Failure to provide this information will result in your application being delayed

### Required Documents

#### Risk Assessment\*

 No file chosen

Choose File

Allowed: .pdf, .xls, .xlsx, .doc, .docx, .csv under 16 MB in size

#### Method Statement\*

 No file chosen

Choose File

Allowed: .pdf, .xls, .xlsx, .doc, .docx, .csv under 16 MB in size

### Other Supporting Documents

#### Traffic or Pedestrian Management Plans

 No file chosen

Choose File

Allowed: .pdf, .xls, .xlsx, .doc, .docx, .csv under 16 MB in size

#### Site Plans

 No file chosen

Choose File

Allowed: .pdf, .xls, .xlsx, .doc, .docx, .csv under 16 MB in size

#### Other Supporting Documents

 No file chosen

Choose File

Allowed: .pdf, .xls, .xlsx, .doc, .docx, .csv under 16 MB in size

 Save as Draft & Exit Application

 Back

Save & Continue

## Appendix A Part 9 – Supporting Documents

The applicant will upload relevant supporting documents.


**Note:**

The applicant cannot proceed unless they have submitted their Risk Assessment and Method Statements.

### Review Application

Review Application before payment & submission

Please review the summary of your application and supporting documents as any errors or missing information will result in your application being delayed. If you have any doubts or queries about your answers to the application questions, please contact Edinburgh Trams on [requests@edinburghtrams.com](mailto:requests@edinburghtrams.com) as soon as possible.



**Location of Works** sort

Address: Jubilee Road  
Ingliston  
-

City: Edinburgh  
Postcode: EH12 9FS

DHL Pole No: AIR 00 06

**Type of Work** sort

Deliveries/Collections  
IKanmvaSNP/with

**Time of Work** sort

Thursday 9th December 2021  
01:05 am - 03:15 am

**Person in Charge** sort

Iain Macleod - Engineering support manager  
ihbamac@googlemail.com  
07904176707

**Identification of Risks** sort

Is there a risk that anything could hit or fall onto, or within 2 metres of any tram system infrastructure? Yes

Will any work or equipment be within, or be able to encroach on to, the Edinburgh Trams Hazard Zone? Yes

Will there be any excavation near to Edinburgh Trams infrastructure e.g. embankments, overhead line poles, with a risk of fall or ballast movement or subsidence as a consequence? Yes

Will traffic or pedestrians be forced onto the tramline (because of road or footway occupation)? No

Will there be an effect on traffic flow through a signalised junction used by the trams? No

Will there be an effect on the movement of trams or other tramline vehicles? No

Is the work within the depot or any other fenced off part of the Edinburgh Tram Network (e.g. substations)? No

Is the work instructed by Edinburgh Trams? No

[Save as Draft & Exit Application](#) Back Continue to Payment

## Appendix A Part 10 – Review of application

The applicant can now review their application before proceeding to the payment page.

### Make Payment and Submit Application

[Back](#)

Authority to Work Permit		Secure Payment	
Application Type		Please enter your payment details below:	
With Isolation	Fee	Card Details	
Payment for creating With Isolation application	<b>£625.00</b>	<input type="text" value="Card number"/>	<input type="text" value="MM / YY CVC"/>
Sub-total	£625.00	Name on Card	
VAT	£0.00	<input type="text" value="Name on Card"/>	
<b>TOTAL</b>	<b>£625.00</b>	<input type="button" value="Pay &amp; Submit Application"/>	

## Appendix A Part 11 – Payment page

The applicant pays for the permit and the application is submitted for review by Edinburgh Trams Engineering.

## Appendix B Contact Details

### Edinburgh Trams

General Enquiries	0131 622 8910 (recorded line) Tram.control@edinburghtrams.com
Emergency	0131 622 8919 (recorded line)

**Engineering AtW Enquiries**     **0131 338 5768**  
requests@edinburghtrams.com

### City of Edinburgh Council

Permits Desk     0131 529 3900  
[roadpermits@edinburgh.gov.uk](mailto:roadpermits@edinburgh.gov.uk)














### Webportal

<https://edinburghtrams.permitplus.app/login>



## Appendix C Examples

Task	Means of requesting AtW	Safety Assessment	Other considerations	(AtW)	Contact ET Control Room before starting work
Street cleaning/Bin Emptying	e-mail completed form	No		One (AtW) issued for repetitive works to cover all areas near the tramway	No
Window cleaning where operation can be carried out non-intrusively (e.g. Routine Works)	e-mail completed form	Yes	Site survey of all properties in applicant's contracts	One (AtW) issued for repetitive works to cover all properties cleaned by the applicant's organisation for a period of up to a year	No
Repair to workshop doors at Gogar Depot	e-mail completed form	Yes		(AtW) issued for duration of works	Yes
Scaffolding erection	e-mail completed form	Yes	Site meeting to discuss where vehicles will be parked and how scaffolding will be delivered and erected.		Yes
Emergency water leak	Phone ET Control Room	As soon as practical; can be done by Duty Manager		Authority Number issued before work starts; (AtW) issued as soon as practical after work has started	Yes

Key to hazard symbols			
	Point bi-direction movements		Transition areas (light to dark)
	Greater than 40 kph trams		Limited clearance
	High traffic volumes		Steep slopes at cuttings or embankments
	Landscaping reducing visibility		Poor lighting
	Overhead power cable 750 dc (present along full route)		Lone working
			Narrow traffic lanes
			Dangerous plant species
			Structures or heights near the track



## Trackside High Risk Areas

Working on or Near the Tramway v8

- 1 Edinburgh Airport**  
Trams operating to both platforms through points.
- 2 Gogarburn to Ingliston Park & Ride**  
Trams at higher speeds, with reduced visibility due to vegetation and no lighting.
- 3 Gogarburn**  
Trams at higher speeds, dangerous plants, steep embankments and no lighting.
- 4 A8 underpass**  
Light transitions from light to dark at tunnel, no lighting and steep cutting.
- 5 Edinburgh Park Station turnback**  
Trams turning during degraded operations with no lighting.
- 6 Saughton to Balgreen**  
Trams at higher speeds, reduced visibility due to trees. Lone working not preferred.
- 7 Scotrail Depot**  
No lighting with reduced clearance at Scotrail depot.
- 8 Haymarket Yards**  
Trams operating in both directions at sidings during degraded operations.
- 9 West End turnback**  
Trams carrying out turnbacks, busy traffic area with narrow lanes.
- 10 Balfour Street turnback**  
Trams carrying out turnbacks, busy traffic area with narrow lanes from Pilrig Street to Foot of the Walk.
- 11 Ocean Terminal turnback**  
Trams carrying out turnbacks in busy traffic area.
- 12 Newhaven**  
Trams operating to both platforms through points.